

MONTVILLE TOWNSHIP PUBLIC SCHOOL DISTRICT

**ANNUAL REPORT OF STUDENT
PERFORMANCE AND
ACCOMPLISHMENTS FOR 2021-22**

New Jersey Student Learning Assessment

NJSLA

NJSLA PERFORMANCE LEVELS

- **Level 1: Not yet meeting grade-level expectations**
- **Level 2: Partially meeting grade-level expectations**
- **Level 3: Approaching grade-level expectations**
- **Level 4: Meeting grade-level expectations**
- **Level 5: Exceeding grade-level expectations**

2022 NJSLA GRADE-LEVEL OUTCOMES

ENGLISH LANGUAGE ARTS/LITERACY

	Count of Valid Test Scores	Not Yet Meeting (Level 1)	Partially Meeting (Level 2)	Approaching Expectations (Level 3)	Meeting Expectations (Level 4)	Exceeding Expectation (Level 5)	District % >= Level4	NJ % >= Level 4
Grade 3	231	5%	9%	16%	50%	19%	69%	42%
Grade 4	255	2%	2%	11%	47%	37%	84%	49%
Grade 5	231	2%	4%	8%	54%	32%	86%	49%
Grade 6	219	3%	8%	18%	55%	16%	71%	47%
Grade 7	257	2%	3%	14%	31%	50%	81%	52%
Grade 8	298	6%	6%	13%	41%	35%	76%	52%
Grade 9	268	4%	7%	16%	47%	25%	72%	48%

2022 NJSLA GRADE-LEVEL OUTCOMES

MATHEMATICS

	Count of Valid Test Scores	Not Yet Meeting (Level 1)	Partially Meeting (Level 2)	Approaching Expectations (Level 3)	Meeting Expectations (Level 4)	Exceeding Expectation (Level 5)	District % >= Level 4	NJ % >= Level 4
Grade 3	231	3%	5%	13%	43%	36%	79%	46%
Grade 4	256	1%	4%	16%	57%	21%	78%	39%
Grade 5	232	3%	7%	22%	46%	22%	68%	36%
Grade 6	219	4%	7%	27%	51%	11%	62%	31%
Grade 7	255	3%	9%	20%	53%	15%	68%	34%
Grade 8*	176	15%	33%	28%	24%	0%	24%	16%
Algebra I (Lazar)	125	0%	0%	3%	71%	26%	97%	35%
Algebra I (MTHS)	177	14%	20%	32%	34%	0%	34%	35%
Geometry	100	0%	1%	6%	65%	28%	93%	44%

2022 NJSLA GRADE-LEVEL OUTCOMES

SCIENCE

	Count of Valid Test Scores	Below Proficient Level 1	Near Proficiency Level 2	Proficient Level 3	Advanced Proficiency Level 4	District % >= Level 3	NJ % >= Level 3
Grade 5	231	14%	34%	35%	17%	52%	25%
Grade 8	298	18%	51%	23%	8%	31%	16%
Grade 11	273	23%	25%	33%	20%	53%	29%

2022 NJSLA SUBGROUP SPECIAL EDUCATION ENGLISH LANGUAGE ARTS/LITERACY

	Count of Valid Test Scores	Not Yet Meeting (Level 1)	Partially Meeting (Level 2)	Approaching Expectations (Level 3)	Meeting Expectations (Level 4)	Exceeding Expectation (Level 5)	District % >= Level4
Grade 3	39	23.1%	25.6%	23.1%	25.6%	2.6%	28.2%
Grade 4	37	13.5%	10.8%	29.7%	37.8%	8.1%	45.9%
Grade 5	33	12.1%	18.2%	24.2%	36.4%	9.1%	45.5%
Grade 6	37	16.2%	21.6%	37.8%	24.3%	0%	24.3%
Grade 7	39	10.3%	12.8%	43.6%	28.2%	5.1%	33.3%
Grade 8	48	29.2%	29.2%	25%	16.7%	0%	16.7%
Grade 9	55	12.7%	20%	36.4%	27.3%	3.6%	30.9%

2022 NJSLA SUBGROUP SPECIAL EDUCATION MATHEMATICS

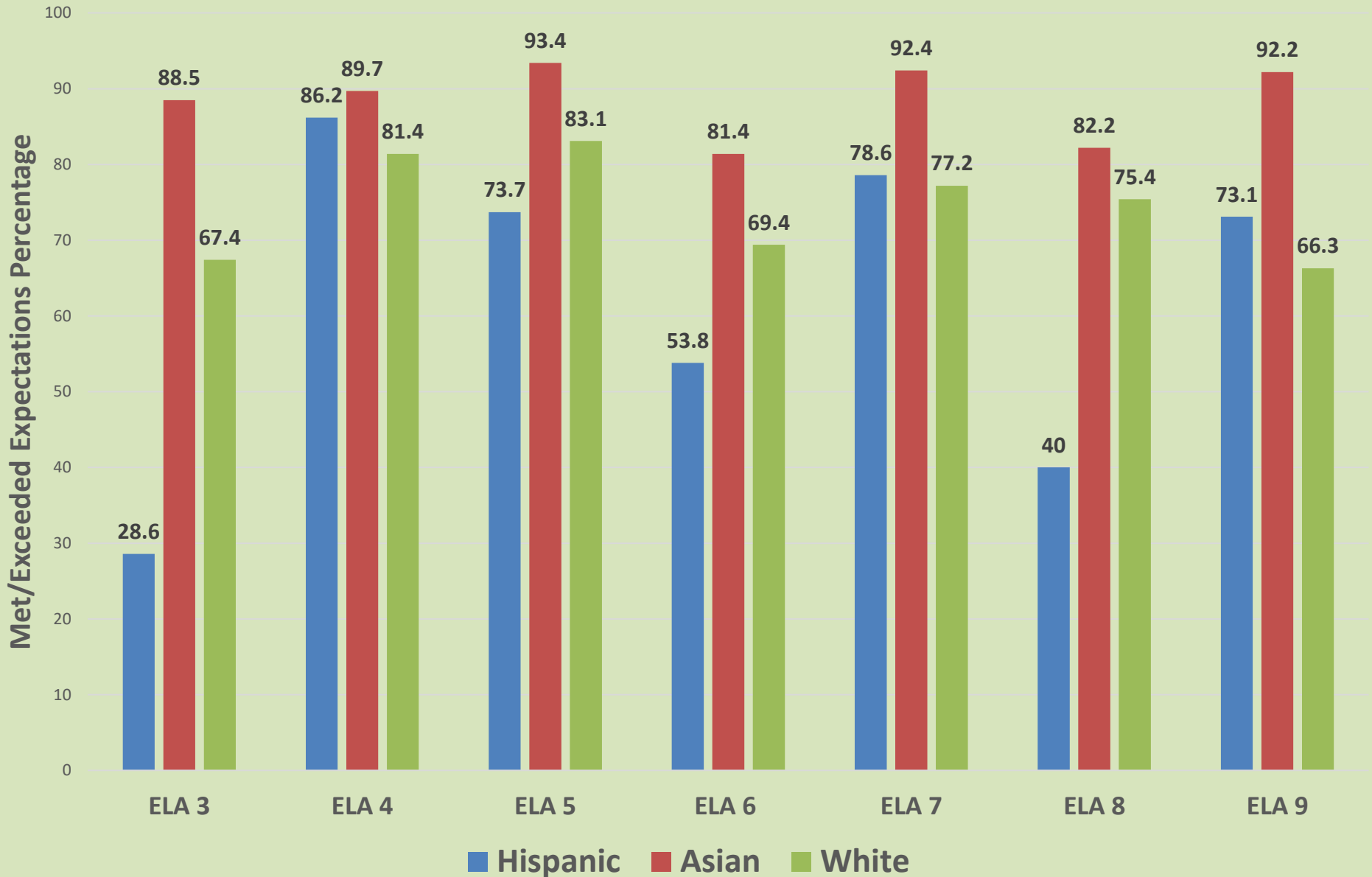
	Count of Valid Test Scores	Not Yet Meeting (Level 1)	Partially Meeting (Level 2)	Approaching Expectations (Level 3)	Meeting Expectations (Level 4)	Exceeding Expectation (Level 5)	District % >= Level 4
Grade 3	39	12.8%	20.5%	30.8%	25.6%	10.3%	35.9%
Grade 4	37	5.4%	21.6%	32.4%	40.5%	0%	40.5%
Grade 5	34	11.8%	38.2%	20.6%	23.5%	5.9%	29.4%
Grade 6	37	21.6%	29.7%	32.4%	16.2%	0%	16.2%
Grade 7	41	14.6%	34.1%	39%	12.2%	0%	12.2%
Grade 8*	48	37.5%	35.4%	16.7%	10.4%	0%	10.4%
Algebra I	61	29.5%	36.1%	29.5%	4.9%	0%	4.9%

2022 NJSLA SUBGROUP SPECIAL EDUCATION SCIENCE

	Count of Valid Test Scores	Below Proficient Level 1	Near Proficiency Level 2	Proficient Level 3	Advanced Proficiency Level 4	District % >= Level 3
Grade 5	33	54.5%	21.2%	24.2%	0%	24.2%
Grade 8	48	64.6%	33.3%	2.1%	0%	2.1%
Grade 11	43	67.4%	18.6%	9.3%	4.7%	14%

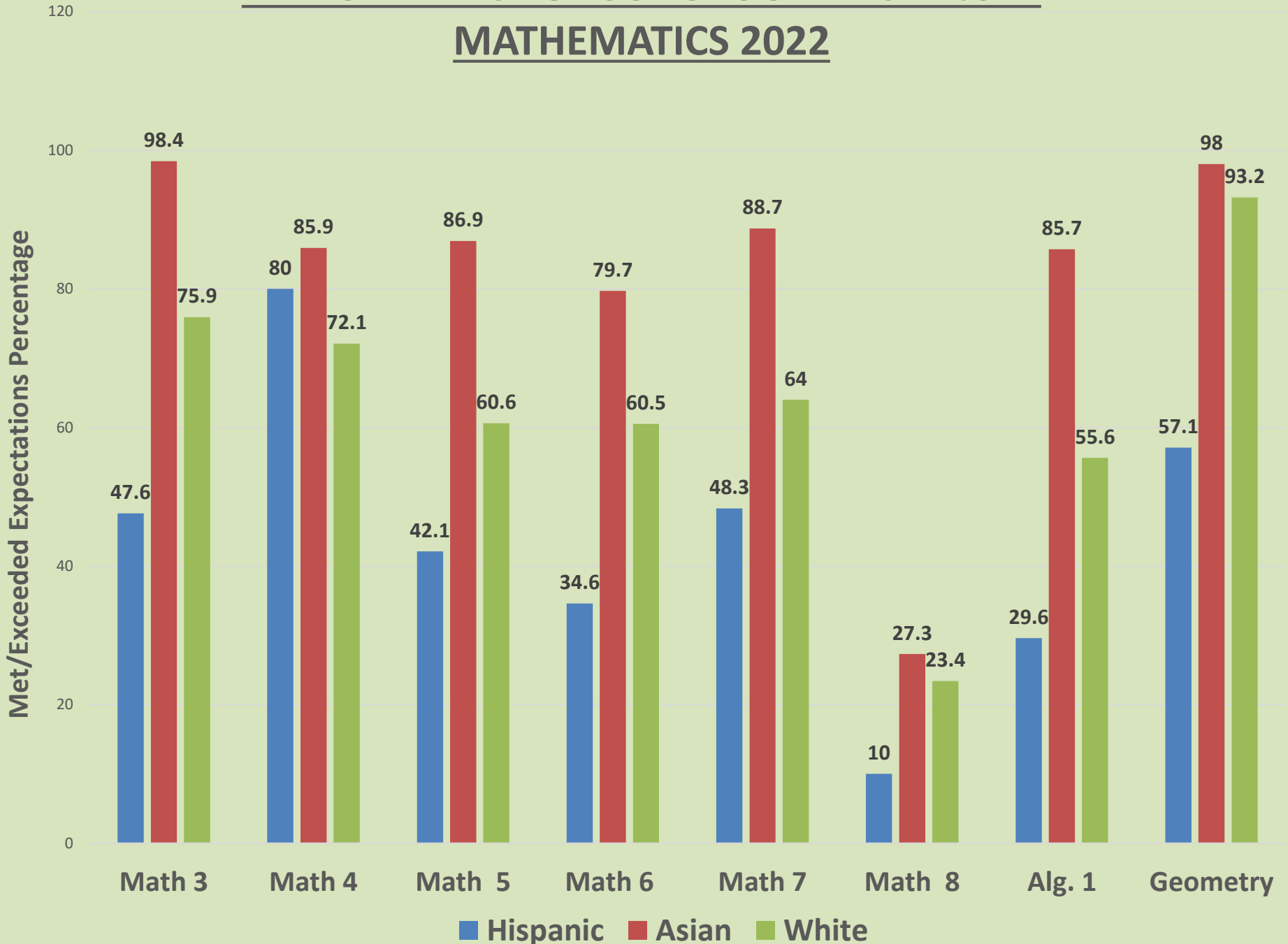
PERFORMANCE OF SUBGROUP RACE NJSLA ELA

2022

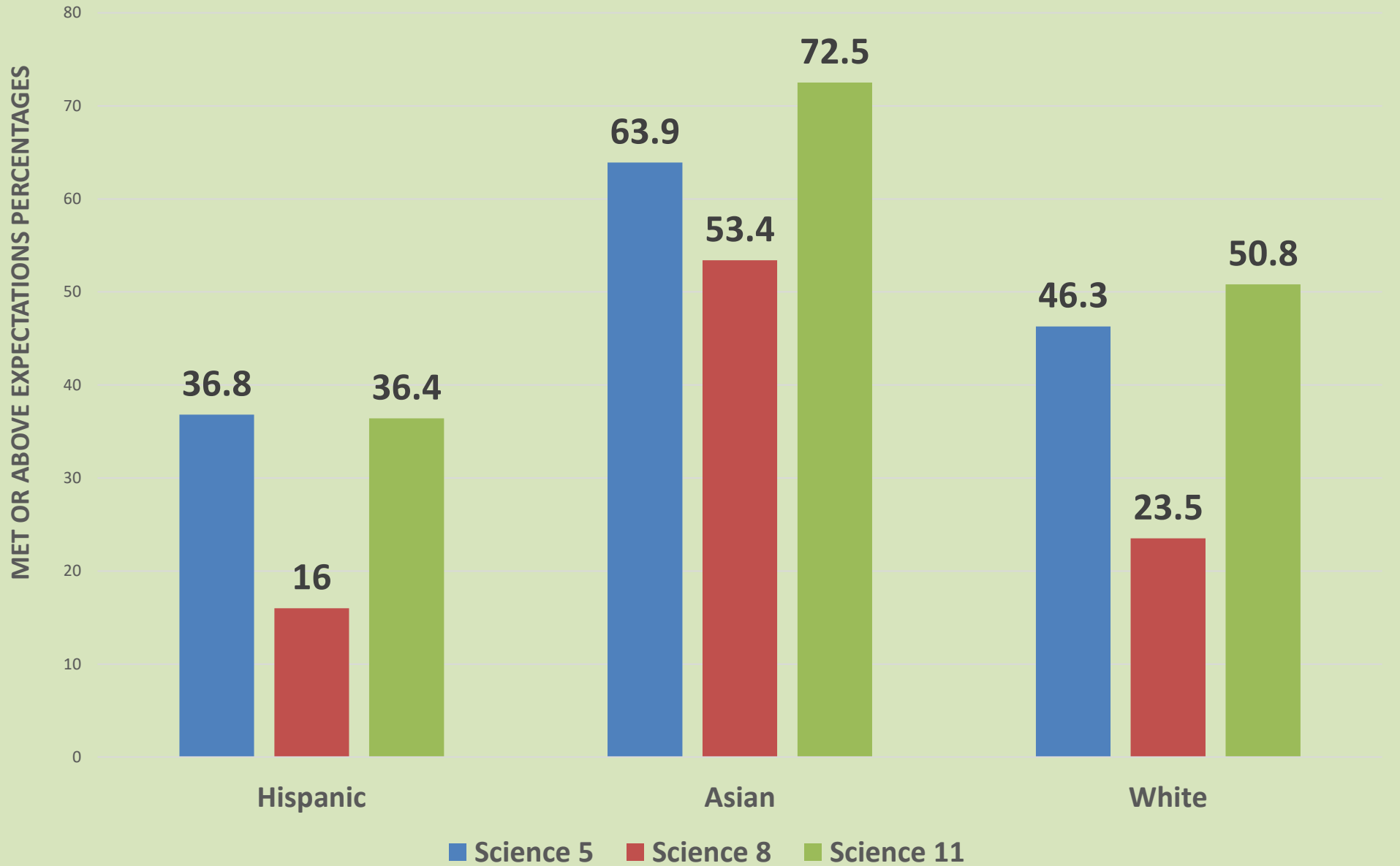


PERFORMANCE OF SUBGROUP RACE NJSLA

MATHEMATICS 2022



PERFORMANCE OF SUBGROUP RACE NJSLA SCIENCE 2022



**New Jersey Graduation Proficiency
Assessment (NJGPA)
Field Test**

NJ GRADUATION PROFICIENCY ASSESSMENT (NJGPA) ENGLISH LANGUAGE ARTS

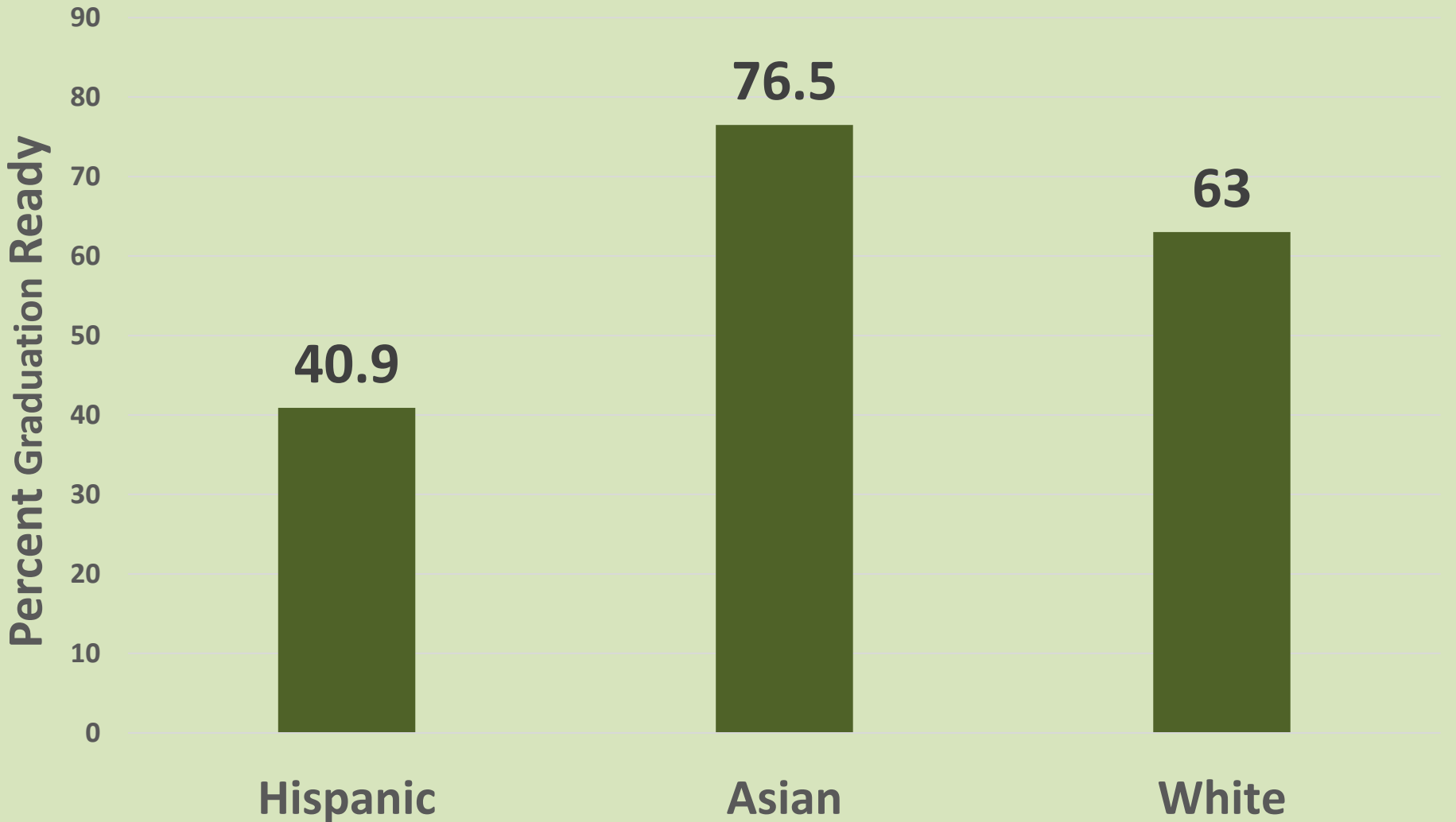
	Not Yet Graduation Ready	Graduation Ready
MTHS	37%	63%
State	61%	39%
Students w/ IEPs	85.7%	14.3%

NJ GRADUATION PROFICIENCY ASSESSMENT (NJGPA) MATHEMATICS

	Not Yet Graduation Ready	Graduation Ready
MTHS	19%	81%
State	50%	50%
Students w/ IEPs	64.3%	35.7%

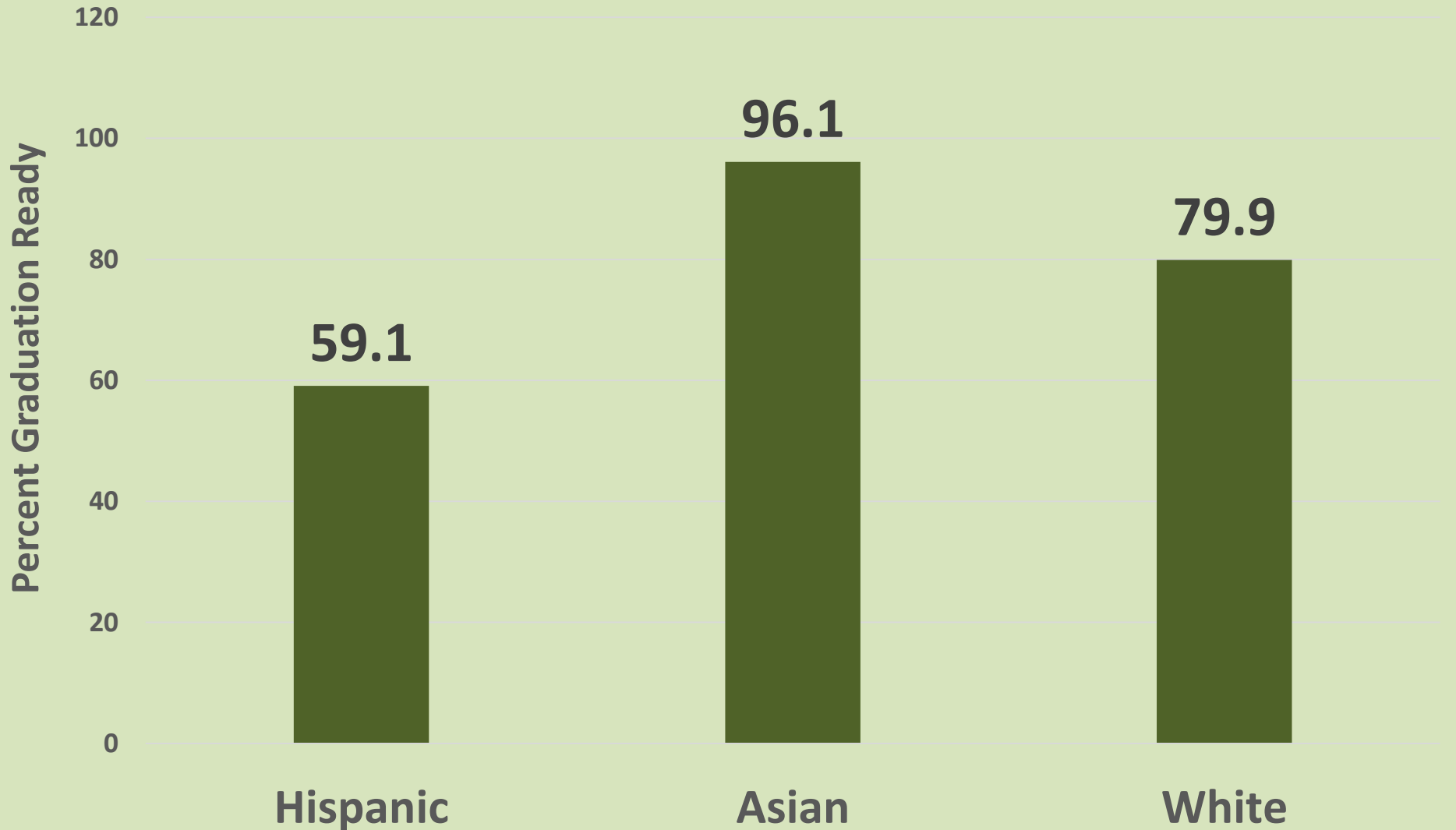
PERFORMANCE LEVEL SUBGROUP RACE

NJGPA ELA



PERFORMANCE LEVEL SUBGROUP RACE

NJGPA MATH



Access for English Language Learners (ELLs)

ACCESS FOR ENGLISH LANGUAGE LEARNERS (ELLS)

ACCESS for ELLs is

- suite of assessments to measure English Language Learners proficiency in the English language. Students are assessed in four domains: Speaking, Listening, Reading, and Writing.

ACCESS FOR ENGLISH LANGUAGE LEARNERS (ELLS)

District Performance

- Number of Students (out of 75 tested) who exited the program

Elementary	Middle School	High School
4	1	1

MONTVILLE TOWNSHIP AMERICAN COLLEGE TESTING (ACT) SCORES

	MONTVILLE TOWNSHIP	STATE	NATION
ENGLISH	26.4	24.9	19.0
MATHEMATICS	25.1	23.9	19.3
READING	25.4	25.1	20.4
SCIENCE	24.9	24.0	19.9
COMPOSITE	25.6	24.6	19.8

MONTVILLE TOWNSHIP SAT REASONING TEST

	MONTVILLE TOWNSHIP	STATE	NATION
READING/WRITING	583	543	529
MATHEMATICS	604	537	521

NATIONAL MERIT DATA LAST THREE YEARS

- National Merit Finalists: **11**
- Semi-Finalists: **11**
- Commended Students: **64**
- National Merit Scholar Award: **1**

MONTVILLE TOWNSHIP ADVANCED PLACEMENT TESTS

AP EXAMS WERE GIVEN IN 26 SUBJECTS

73% SCORED 3 OR HIGHER (A score of 3-5 is considered passing and may be considered for college credit)

- **123 students received a score of 5**
- **186 students received a score of 4**
- **180 students received a score of 3**

MONTVILLE TOWNSHIP ADVANCED PLACEMENT TESTS

- AP Scholar with Honor: **24**
- AP Scholar with Distinction: **37**
- AP Scholar: **44**

FIRST STEP

- All principals, supervisors, and teachers were provided with the standardized assessment data to review including:
 - the standards that were assessed,
 - the individual test questions, and
 - the students' responses
- Grade level and department meetings held to discuss the data to determine if any adjustments were needed to the scope and sequence or pacing of the curriculum.

NEXT STEPS

Provide ELA and Math instruction strategies and support using ESSER II and ESSER III funds:

- BSI and ESL Skill Building Summer Camp (2022-23)
- After school academic support
- Increase ESL & BSI staffing
- Teacher instructional coaches in math & science for 2023-24
- Continue i-Ready Diagnostic and Instruction
- Mental health Tier 2 & 3 supports for students

NEXT STEPS - CONTINUED

Professional development:

- District-adopted instruction programs and evidence-based instructional strategies and interventions
- SIOP and ELlevation for teachers of English language learners
- Retention strategies and the use of spaced learning over time (SLOT)
- Science of Reading

STUDENT ACCOMPLISHMENTS

- The Forensics team was ranked among the Top 1% in schools nationwide. They enjoyed continued success at multiple national tournaments in 2022, including students qualifying and placing for the National Speech and Debate Tournament in seven categories.
- Three students were selected for the Fresh Perspectives Exhibition at The Morris Museum. Only 50 students are selected from a group that can include every high school in the state.

STUDENT ACCOMPLISHMENTS

- Future Business Leaders of America (FBLA)
 - 12 students qualified for and competed in the National Leadership Conference in Chicago in a variety of events.

- In 2022, 22 students earned the Seal of Biliteracy - two earned it by mastering two languages in addition to English.

ATHLETIC TEAM ACCOMPLISHMENTS

- **Division Champions**
 - Field Hockey
 - Boys Cross Country
 - Bowling
 - Softball
- **County Champions**
 - Softball
- **North 1, Group 2 Champions**
 - Bowling
- **Boys Golf**
 - State Runner-up
- **Volleyball**
 - Division runner up/State Section runner up
 - Third Place at County Championships

ATHLETIC ACCOMPLISHMENTS

- **78 Athletes** received All Conference Recognition
- **32 Athletes** received All County Recognition
- **2 Athletes** were NJAC Player of the Year
- **3 Athletes** received All State Recognition
- **1 Athlete** recognized Super Football Conference
Super 100

CLASS OF 2022 GRADUATES

95% Attended College/University

- **4 Yr. College-88.8%**
- **2 Yr. College- 6%**
- **Other – 5.2%**
 - **Business/Technical**
 - **Military**
 - **Employment**
 - **Gap Year**

SAMPLE OF THE COLLEGE ACCEPTANCES

2020-2022

American University	Amherst College	Arizona State University
Baylor University	Bentley University	Berklee College of Music
Binghamton University	Bloomsburg University of PA	Boston College
Boston University	Brandeis University	Brown University
Bryant University	Bucknell University	Butler University
Caldwell University	California State Polytechnic Univ.	Carnegie Mellon University
Case Western Reserve University	Clark University	Clemson University
Coastal Carolina University	Colby College	Colgate University
College of Charleston	College of William & Mary	Cooper Union, Adv. of Science & Art
Cornell University	County College of Morris	Dartmouth College
DePaul University	Dickinson College	Drew University
Drexel University	Duke University	East Stroudsburg University
Elon University	Embry-Riddle Aeronautical Univ.	Emerson College
Emory University	Fairfield University	Fairleigh Dickinson University
Florida State University	Fordham University	Franklin & Marshall College
George Mason University	Georgetown University	Georgia Institute of Technology
James Madison University	Gettysburg College	Harvard University
High Point University	Hobart & William Smith College	Hofstra University
Indiana University, Bloomington	Ithaca College	

SAMPLE OF THE COLLEGE ACCEPTANCES

2020-2022

Johns Hopkins University	Kean University	Lafayette College
Lehigh University	Loyola University Maryland	Lynn University
Manhattan College	Marist College	Massachusetts Institute of Tech
McGill University	Miami University, Oxford	Michigan State University
Monmouth University	Montclair State University	Moravian University
Muhlenberg College	New Jersey City University	New Jersey Institute of Technology
New York Institute of Technology	New York University	North Carolina State University
Northeastern University	Pace University, New York City	Pennsylvania State University
Princeton University	Providence College	Purdue University
Quinnipiac University	Ramapo College of New Jersey	Rensselaer Polytechnic Institute
Rider University	Ringling College of Art & Design	Roanoke College
Rochester Inst. of Technology	Roger Williams University	Rowan University
Rutgers University	Sacred Heart University	Saint John's University
Saint Joseph's University	Temple University	Savannah College of Art & Design
Seton Hall University	Skidmore College	Stevens Institute of Technology
Stockton University	Stony Brook University	SUNY Albany
Susquehanna University	Syracuse University	

SAMPLE OF THE COLLEGE ACCEPTANCES

2020-2022

The College of New Jersey	The George Washington Univ.	The University of Georgia
The Ohio State University	The University of Scranton	The University of Tampa
The University of Texas, Austin	Towson University	Tufts University
Tulane University	Union College	United States Military Academy
United States Naval Academy	University of Arizona	Univ. of California, Berkeley
Univ. of California, Davis	Univ. of California, Los Angeles	Univ. of California, San Diego
Univ. of California, Santa Barbara	University of Central Florida	University of Colorado, Boulder
University of Connecticut	University of Delaware	University of Florida
University of Hartford	Univ. of IL. Urbana-Champaign	University of Mary Washington
Univ. of Maryland, College Park	Univ. of Massachusetts, Amherst	University of Miami
University of Michigan	University of New Hampshire	Univ. of No. Carolina, Chapel Hill
University of Notre Dame	University of Pennsylvania	University of Pittsburgh
University of Rhode Island	University of Richmond	
University of Rochester	University of South Carolina	University of Southern California
University of Tennessee Knoxville	University of Vermont	University of Virginia
University of Washington, Seattle	University of Wisconsin, Madison	Vanderbilt University
Vassar University	Villanova University	Virginia Polytechnic Institute
Washington University, Mo	Wesleyan University	West Virginia University
William Paterson University	Worcester Polytechnic Institute	Yale University
York College		